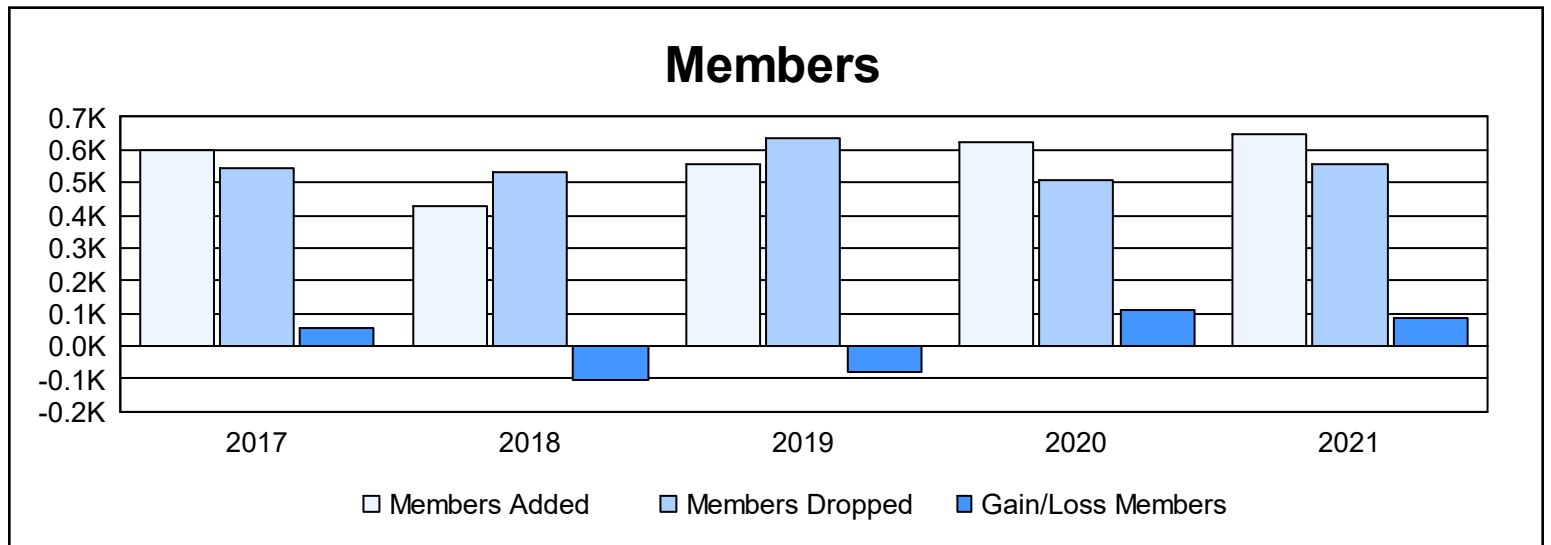
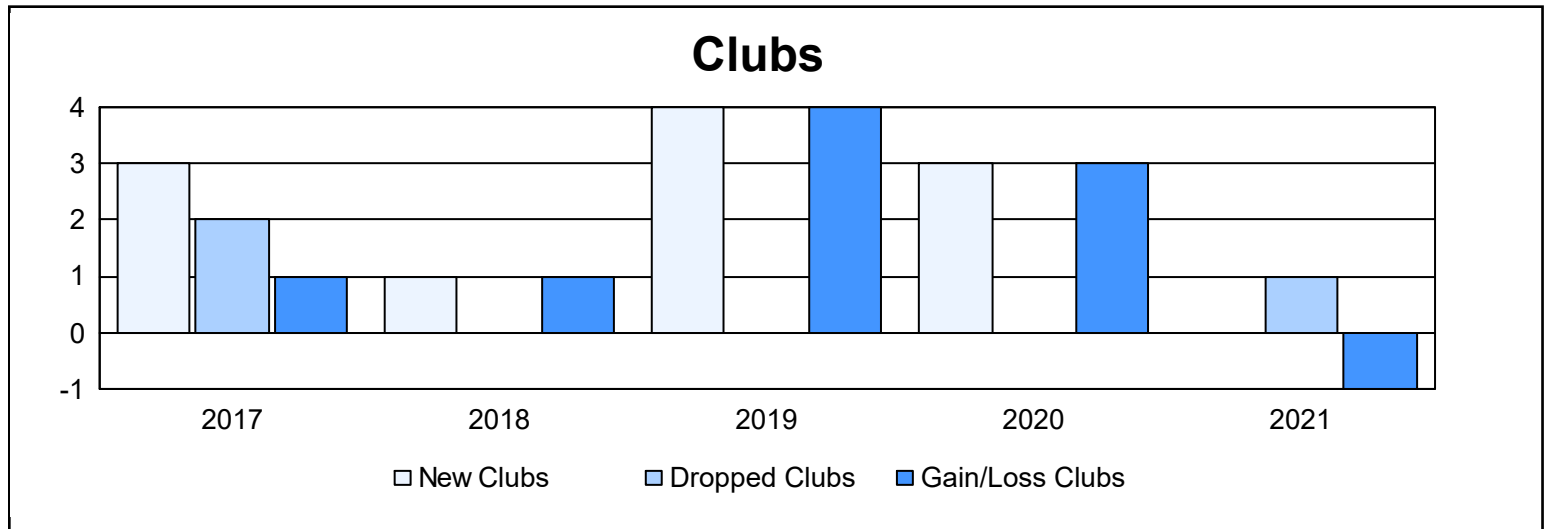
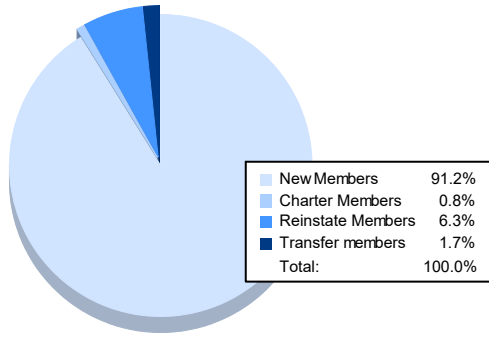


Year	New Clubs	Dropped Clubs	Gain/ Loss Clubs	New Members	Charter Members	Reinstate Members	Transfer Members	Total Member Added	Total Members Dropped	Gain/ Loss Members
2016-2017	3	2	1	448	100	35	13	596	543	53
2017-2018	1	0	1	352	47	24	3	426	531	-105
2018-2019	4	0	4	378	135	30	15	558	634	-76
2019-2020	3	0	3	450	108	48	15	621	510	111
2020-2021	0	1	-1	590	5	41	11	647	559	88
<b>Average</b>	<b>2</b>	<b>1</b>	<b>2</b>	<b>444</b>	<b>79</b>	<b>36</b>	<b>11</b>	<b>570</b>	<b>555</b>	<b>14</b>



### Membership Composition June 2021 Cumulative



### Gender Composition June 2021 Cumulative

